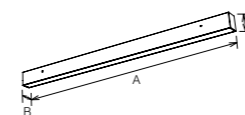




www.lightfeel.net

LED LINEAR & BATTEN LIGHT



PRODUCTION
COLLECTION



LED LINEAR & BATTEN LIGHT
Series

Light**FEEL**

SiamLED Co.,Ltd.
www.lightfeel.net

Add : 164/1 Pracha Uthit 54 Alley, Lane 6-3, Bang Mot, Thung Khru, Bangkok 10140
Tel : 02-006-9382 / Hot line : 092-504-1000
Line ID : @siamled
E-mail : marketing@siamled.co.th
www.siamled.co.th



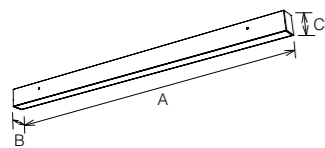
LED Linear Batten Light

/Series/

LED batten series and linear light are more and more popular nowadays. The original design concept is to replace the LED tube. But LED batten is more decorative and elegant, while it also maintains high lumen efficiency. UPSHINE is committed to the design and development of LED battens for many years. Multiple functions are updated constantly: UGR<19, 100lm/W, 120lm/W, lighting up&down, as well as DALI or 0-10v dimmable system. Surface mounted, suspended and wall mounted are all available.



DB77 Linear light



This linear fixture is a seamless splicing design with straight/corner/cross splicing connector. Two lamp cover options: Standard cover and DIY soft cover. Adopt high lumen SMD light source, flicker free and high efficiency driver make a better lumen. Aluminum housing provides an excellent thermal management. Functions: Down lighting, up&down lighting, adjustable CCT, emergency and sensor. Mounting design: Pendant/surface mounted/wall mounted/recessed/Track. Modular design: Replaceable driver and emergency module.

- ▶
 - ▶
 - ▶
 - ▶
 - ▶
 - ▶
 - ▶

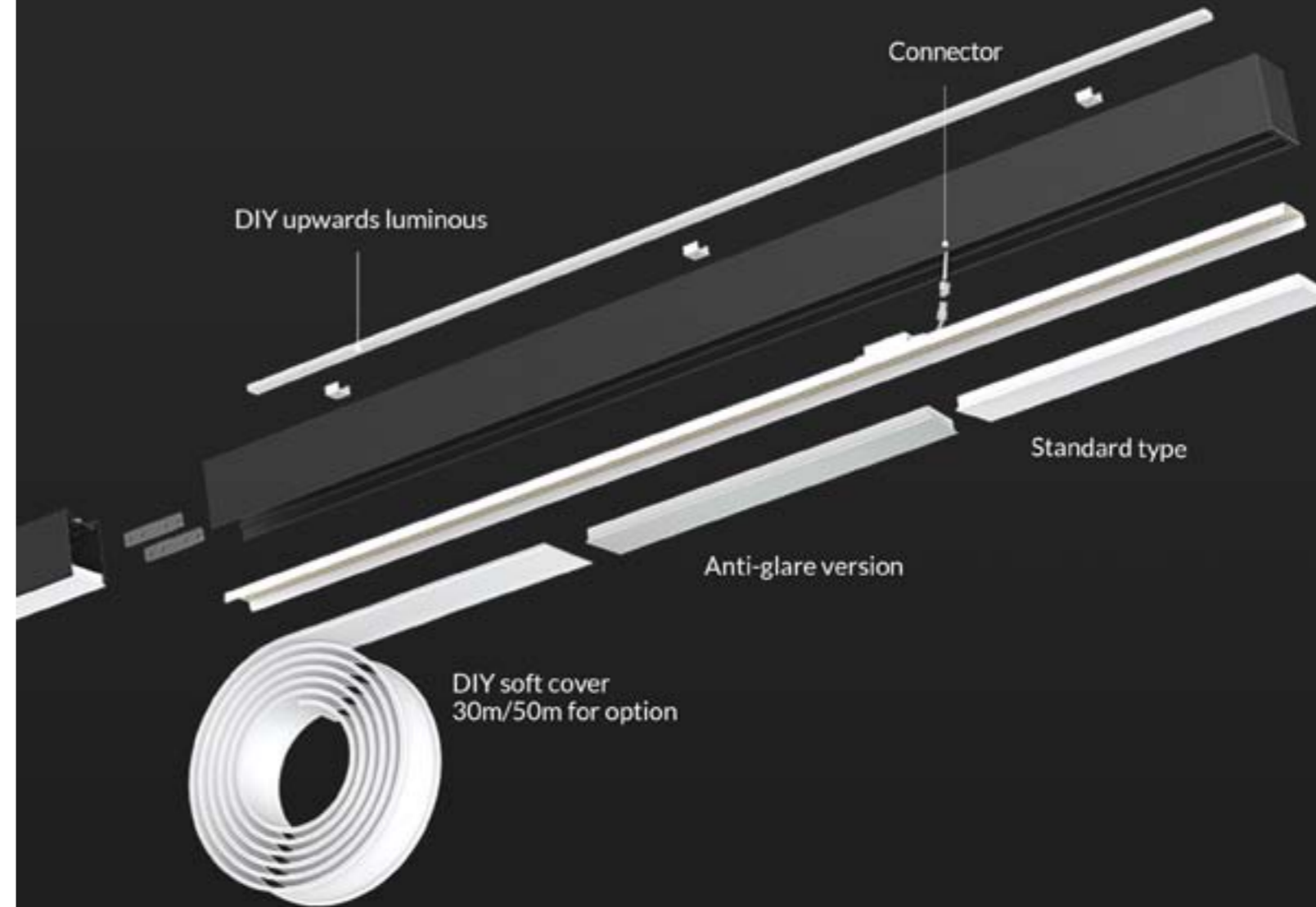
Code	Watt	Size(AxBxCmm)	Lumen(±5%)	N.W/pc(kgs)	Q'ty/CTN
DB77A-1200-36W	36W	1212x57x76	3850lm	2.70	6PCS
DB77A-1200-45W	45W	1212x57x76	4850lm	2.70	6PCS
DB77A-1500-45W	45W	1512x57x76	4850lm	3.50	6PCS
DB77A-1500-56W	56W	1512x57x76	6000lm	3.50	6PCS

CCT ——— 3000K ——— 4000K ——— 5700K

Finish ——— White Black

DB77 SERIES

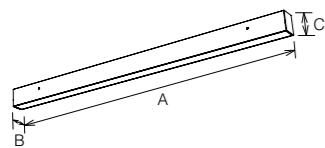
The right light,
what ever you want



Recessed Surface mounted Track Suspended Wall mounted Seamless splicing



DB66 Linear light




The DB66A/B is a new linkable design light. Adopt high lumen efficiency SMD LED and aluminum materials. Pendant, surface mounted, wall mounted installation available. Up and down light effect of wall mounted and pendant installation. Interchangeable CCT, DALI/0-10V dimming for options. Tridonic DALI driver available.

- ▶
- ▶
- ▶
- ▶

Code	Watt	Size(AxBxCmm)	Lumen(±5%)	N.W/pc(kgs)	Q'ty/CTN
DB66A-1200-36W	36W	1204x56x75	4000lm	2.75	6PCS
DB66A-1200-50W	50W	1204x56x75	5250lm	2.75	6PCS
DB66A-1500-42W	42W	1504x56x75	4800lm	3.35	6PCS
DB66A-1500-60W	60W	1504x56x75	6500lm	3.35	6PCS
DB66B-1200-36W	36W	1204x56x75	3950lm	2.75	6PCS
DB66B-1200-50W	50W	1204x56x75	5300lm	2.75	6PCS
DB66B-1500-42W	42W	1504x56x75	4600lm	3.35	6PCS
DB66B-1500-60W	60W	1504x56x75	6600lm	3.35	6PCS

CCT — 3000K — 4000K — 5000K — 5700K


Finish — White — Black



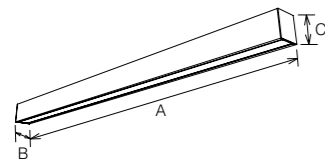
Multi-installation

LED Linear & Batten light

Light **FEEL**



DB45 Linear light



Module changeable design LED batten DB45 provides good heat dissipation, quality light and substantial energy saving. Suspended, surface mounted and splicing installation optional.

- ▶ 100° IP20
- ▶ SLIM SWITCH 3 in 1
- ▶ AC 200-240V PF ≥ 0.9 CRI ≥ 80
- ▶ RoHS CE

Code	Watt	Size(AxBxCmm)	Lumen(±5%)	N.W/pc(kgs)	Q'ty/CTN
DB45A-600-20W	20W	604x60x70	2500lm	1.15	21PCS
DB45A-1200-40W	40W	1204x60x70	5200lm	2.20	20PCS
DB45B-600-20W	20W	604x60x70	2400lm	1.15	21PCS
DB45B-1200-40W	40W	1204x60x70	4800lm	2.20	20PCS

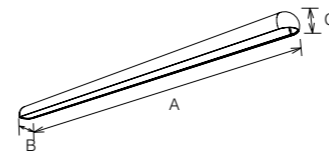
CCT — 3000K 4000K 5000K 5700K

Finish — White Black

Light **FEEL**



DB60 Linear light



DB60 is a double-side luminaire, with semicircle structure design. The combination of lens and reflector makes luminaire UGR < 19.


- ▶ 110°/60° IP20 UGR < 19
- ▶ AC 220-240V PF ≥ 0.9 CRI ≥ 80
- ▶ SAA RoHS CE

Code	Watt	Size(AxBxCmm)	Lumen(±5%)	N.W/pc(kgs)	Q'ty/CTN
DB60-1200-40W	40W	1206x81x61	4800lm	2.30	6PCS
DB60-1600-60W	60W	1652x81x61	7200lm	2.90	6PCS

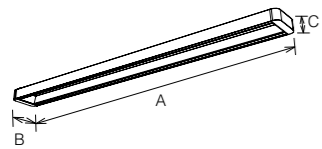
CCT — 3000K 4000K 5000K 5700K

Finish — White Black

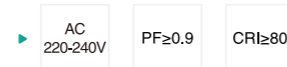

Light **FEEL**



DB59 Linear light



DB59 linear light is a double-side luminaire with hollow design. Opal and grille modules are optional for both sides. The UGR<19 version provides comfortable lighting.




DB59A DB59B DB59C

Code	Watt	Size(AxBxCmm)	Lumen(±5%)	N.W/pc(kgs)	Q'ty/CTN
DB59A-1200-30W	30W	1200x120x40	4200lm	2.40	5PCS
DB59B-1200-30W	30W	1200x120x40	3200lm	2.40	5PCS
DB59C-1200-40W	40W	1200x120x40	5000lm	2.40	5PCS
DB59A-1500-40W	40W	1583x120x40	5600lm	2.80	5PCS
DB59B-1500-40W	40W	1583x120x40	4200lm	2.80	5PCS
DB59C-1500-60W	60W	1583x120x40	7000lm	2.80	5PCS

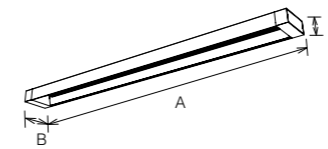
CCT — 3000K 4000K 5000K 5700K

Finish — White Black

Light **FEEL**



DB25 Linear light



DB25 Linear with suspended and hollow design highlight the brand features, which makes the light go both up and down sides. The light for upside can reduce the extra light decoration.



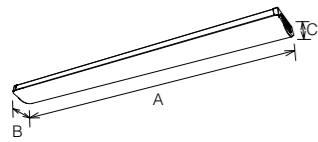
Code	Watt	Size(AxBxCmm)	Lumen(±5%)	N.W/pc(kgs)	Q'ty/CTN
DB25-900-20W	20W	922x115x48.8	2000lm	1.46	6PCS
DB25-1200-40W	40W	1222x115x48.8	3800lm	1.86	6PCS
DB25-1600-60W	60W	1622x115x48.8	5800lm	2.47	6PCS

CCT — 3000K 4000K 5000K 5700K

Finish — White Black



DB106 School battan



DB106 is a extra wide-body LED batten featuring an aesthetically pleasing low-glare design that minimises ceiling clutter for offices, retails and schools applications. Multi-fucntions as emergency and sensor available.it can be only for surface mounted installation .

- ▶ 120° IP40
- ▶ DIM DALI SLIDE SWITCH 3 in 1
- ▶ AC 200-240V PF≥0.9 CRI≥80
- ▶ SAA CE

Code	Watt	Size(AxBxCmm)	Lumen(±5%)	N.W/pc(kgs)	Q'ty/CTN
DB106-1200-24W	24W	1200x210x70	2800lm	3.60	4PCS
DB106-1200-30W	30W	1200x210x70	3500lm	3.60	4PCS
DB106-1200-40W	40W	1200x210x70	4400lm	3.60	4PCS
DB106-1500-40W	40W	1500x210x70	4500lm	4.50	4PCS
DB106-1500-50W	50W	1500x210x70	5600lm	4.50	4PCS
DB106-1500-58W	58W	1500x210x70	6500lm	4.50	4PCS

CCT ——— 3000K ——— 4000K ——— 5000K

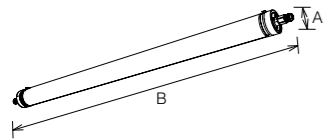
Finish ——— White



LED Linear & Batten light



TRP06 Linear light



TRP06 adopts high lumen SMD chip, the high transmittance PC cover makes a uniform and soft light output. With waterproof joint at both ends, it can be linkable. Special clip-on bracket design makes an easier installation. The installation angle is adjustable with different scales. Sensor function is available.

- ▶ IP69K IP66
- ▶ DALI 0-10V ((·))
- ▶ AC 220-240V PF ≥ 0.9 CRI ≥ 80
- ▶ CE

Code	Watt	Size(AxBmm)	Lumen(±5%)	N.W/pc(kgs)	Q'ty/CTN
TRP06A-600-20W	20W	Ø75.2x600	2350lm	0.96	6PCS
TRP06B-600-20W	20W	Ø75.2x600	2350lm	0.96	6PCS
TRP06A-1200-33W	33W	Ø75.2x1200	4150lm	1.65	6PCS
TRP06B-1200-33W	33W	Ø75.2x1200	4150lm	1.65	6PCS
TRP06A-1500-45W	45W	Ø75.2x1500	5500lm	2.00	6PCS
TRP06B-1500-45W	45W	Ø75.2x1500	5500lm	2.00	6PCS

CCT — 3000K 4000K 5000K 5700K

Finish — White



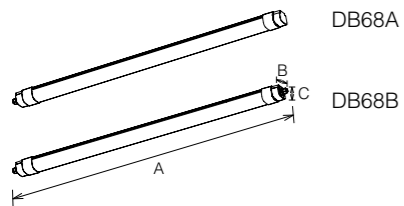
IP69K TUBULAR Tri-proof batten



ART-NR	20W	33W	45W
Linkable suggested luminaries Qty	52	42	35



DB68 Batten



DB68 is an IP66 waterproof IK10 rated luminaire. Adopt 3x2 poles push in wire terminal block. It provides through-wiring for further luminaires (safety class II) connection. Tool free mains cable installation on both sides.

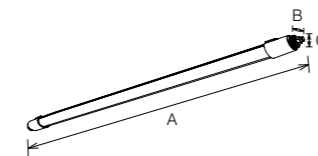
- ▶
- ▶
- ▶

Code	Watt	Size(AxBxCmm)	Lumen(±5%)	N.W/pc(kgs)	Q'ty/CTN
DB68A-700-20W	20W	700x78.3x58.6	2300lm	0.50	12PCS
DB68A-1300-40W	40W	1300x78.3x58.6	4680lm	0.80	8PCS
DB68A-1600-50W	50W	1600x78.3x58.6	6000lm	0.95	6PCS
DB68B-700-20W	20W	700x78.3x58.6	2300lm	0.50	12PCS
DB68B-1300-40W	40W	1300x78.3x58.6	4680lm	0.80	8PCS
DB68B-1600-50W	50W	1600x78.3x58.6	6000lm	0.95	6PCS

CCT — 3000K 4000K 5000K 5700K — Finish — White Black

Linkable suggested luminaires Qty (200-240V) — 20W-52PCS 40W-26PCS 50W-21PCS

DB18 Batten



DB18 is a high quality LED batten with high luminous efficacy 115lm/w. With a reliable and robust housing structure (IK10 & IP66). Three options of length (700mm/1300mm/1600mm), and various lumen package, let it to be an ideal replacement for traditional fluorescent batten.

- ▶
- ▶
- ▶
- ▶

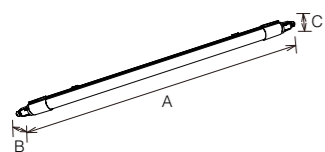
Code	Watt	Size(AxBxCmm)	Lumen(±5%)	N.W/pc(kgs)	Q'ty/CTN
DB18-700-20W	20W	700x78x53.5	2300lm	0.60	12PCS
DB18-1300-25W	25W	1300x78x53.5	3050lm	0.80	8PCS
DB18-1300-30W	30W	1300x78x53.5	3450lm	0.80	8PCS
DB18-1300-40W	40W	1300x78x53.5	4680lm	0.80	8PCS
DB18-1600-40W	40W	1600x78x53.5	4680lm	1.00	6PCS
DB18-1600-50W	50W	1600x78x53.5	6000lm	1.00	6PCS

CCT — 3000K 4000K 5000K 5700K — Finish — White Black

Linkable suggested luminaires Qty (200-240V) — 20W-52PCS 40W-26PCS 50W-21PCS



DB129 Linear light



DB129 adopts high lumen SMD chip, the high transmittance PC cover makes a uniform and soft light output. Interchangeable CCT with slide switch and it can also do Microwave Sensor, IP65 waterproof and IK08 available.

- ▶ 120° IP65 SLIDE SWITCH 3 in 1
- ▶ ((·))
- ▶ AC 220-240V PF≥0.9 CRI≥80
- ▶ RoHS CE

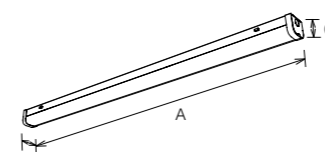
Code	Watt	Size(AxBmm)	Lumen(±5%)	N.W/pc(kgs)	Q'ty/CTN
DB129-600-20W	20W	600x70x57	2000lm	0.50	12PCS
DB129-1200-40W	40W	1200x70x57	4000lm	0.75	12PCS
DB129-1500-50W	50W	1500x70x57	5000lm	0.90	6PCS

CCT ——— 3000K 4000K 5000K 5700K Finish ——— White Black

Linkable suggested luminaires Qty (200-240V) ——— 20W-32PCS 40W-18PCS 50W-12PCS



DB76 Batten



The iron lamp body provides excellent heat dissipation. It is made of high lumen 2835 SMD led chips, energy saving, instant start. New plastic snap-on button design for easy installation.

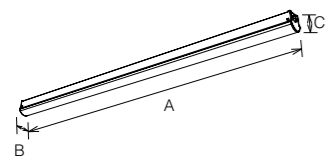
- ▶ 120° IP20 SLIDE SWITCH 3 in 1
- ▶ PIR Sensor Smart Lighting
- ▶ AC 200-240V PF≥0.9 CRI≥80
- ▶ SAA RoHS CE

Code	Watt	Size(AxBxCmm)	Lumen(±5%)	N.W/pc(kgs)	Q'ty/CTN
DB76-600-20W	20W	603X71X64	2200lm	7.8	12PCS
DB76-1200-40W	40W	1203X71X64	4600lm	15.4	12PCS
DB76-1500-50W	50W	1503X71X64	6000lm	18.7	12PCS
DB76-1500-58W	58W	1503X71X64	6500lm	18.7	12PCS
DB76-1800-58W	50W	1803X71X64	7000lm	13.2	6PCS
DB76-1800-72W	72W	1803X71X64	8350lm	13.2	6PCS

CCT ——— 3000K 4000K 5000K 5700K Finish ——— White Black



DB08 Batten

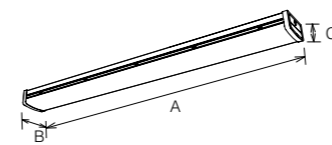


The design of DB08 batten realizes low cost, simple construction and superior capability, milky PC diffuser achieves anti-glare and high light transmittance. It is a high efficient and low cost product with quite large potential market.

- ▶ 120° IP20
- ▶ Flicker-free No glare
- ▶ AC 100-277V PF ≥ 0.9 CRI ≥ 80
- ▶ SAA RoHS CE

Code	Watt	Size(AxBxCmm)	Lumen(±5%)	N.W/pc(kgs)	Q'ty/CTN
DB08-600-20W	20W	625X58.5X58.5	2060lm	0.78	10PCS
DB08-1200-40W	40W	1225X58.5X58.5	3960lm	1.50	10PCS
DB08-1500-45W	45W	1525X58.5X58.5	4860lm	1.90	6PCS

DB41 Batten



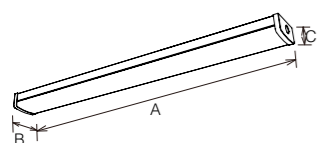
DB41 batten lamp adopts separated module design, has been improved to have a wider lighting emitting area; color temperature and wattage both switchable. Suspended, surface mounted and splicing installation optional.

- ▶ 120° IP20
- ▶ SLIDE SWITCH 3 in 1 Adjustable Power
- ▶ AC 200-240V PF ≥ 0.9 CRI ≥ 80
- ▶ SAA RoHS CE

Code	Watt	Size(AxBxCmm)	Lumen(±5%)	N.W/pc(kgs)	Q'ty/CTN
DB41-600-25W	25W	600x124x68	2500lm	1.50	12PCS
DB41-1200-42W	42W	1200x124x68	4780lm	2.90	6PCS



DB124 Linear light



This batten light is a compact design, it adopts high lumen 2835 SMD chip and high transmittance PC shade to create a uniform light output. 160 degrees large lighting area with high lumen efficiency. Besides, it's a functional design, CCT changeable, microwave sensor available. Mounting design: Pendant/surface mounted.

- ▶ 160°
- ▶ IP20
- ▶ SMD
- ▶ Dimmer
- ▶ AC 200-240V
- ▶ PF ≥ 0.9
- ▶ CRI ≥ 80
- ▶ RoHS
- ▶ CE

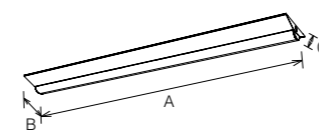
Code	Watt	Size(AxBxCmm)	Lumen(±5%)	N.W/pc(kgs)	Q'ty/CTN
DB124-600-20W	20W	600x124x60	1900lm	0.90	12PCS
DB124-1200-40W	40W	1200x124x60	3800lm	1.90	6PCS
DB124-1500-50W	50W	1500x124x60	4800lm	2.30	6PCS
DB124-1500-58W	58W	1500x124x60	5500lm	2.30	6PCS

CCT — 3000K 4000K 5000K 5700K

Finish — White



DB61 Batten



DB61 is a modular design led batten light with narrow and wide base version for option. Even lighting with high lighting efficiency 120~130lm/w. Seamless line connection, ideally product for different applications. It offers multiple functions such as CCT changeable and wattage switchable. Metal base with perfect heating dissipation to ensure the longer lifespan.

- ▶ 120°
- ▶ IP20
- ▶ AC 200-240V
- ▶ PF ≥ 0.9
- ▶ CRI ≥ 80
- ▶ SAA
- ▶ RoHS
- ▶ CE

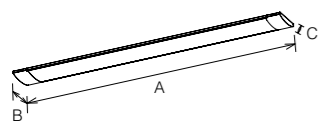
Code	Watt	Size(AxBxCmm)	Lumen(±5%)	N.W/pc(kgs)	Q'ty/CTN
DB61A-600-20W	20W	630X150X58.5	2550lm	1.42	5PCS
DB61-600-20W	20W	630X230X58.5	2550lm	1.70	5PCS
DB61A-1200-40W	40W	1250X150X58.5	5012lm	2.70	5PCS
DB61-1200-40W	40W	1250X230X58.5	5012lm	3.20	5PCS

CCT — 3000K 4000K 5000K 5700K

Finish — White Black



DB49 Batten



Full size slim batten DB49 featuring uniform light and excellent heat dissipation, CCT changeable by adjusting the slide switch. Easier installation without installing bracket.

- ▶ 120° IP20
- ▶ SLIDE SWITCH
- ▶ AC 200-240V PF≥0.9 CRI≥80
- ▶ SAA RoHS CE

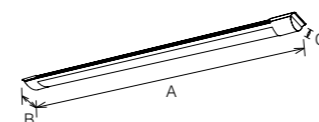
Code	Watt	Size(AxBxCmm)	Lumen(±5%)	N.W/pc(kgs)	Q'ty/CTN
DB49A-600-20W	20W	600X80X34	2300lm	0.60	10PCS
DB49A-900-30W	30W	900X80X34	3400lm	0.86	10PCS
DB49A-1200-35W	35W	1200X80X34	3900lm	1.12	10PCS
DB49A-1500-40W	40W	1500X80X34	4300lm	1.40	6PCS
DB49B-600-25W	25W	600X124X42	2800lm	0.84	10PCS
DB49B-900-35W	35W	900X124X42	4100lm	1.25	10PCS
DB49B-1200-45W	45W	1200X124X42	5500lm	1.67	10PCS
DB49B-1500-50W	50W	1500X124X42	5500lm	2.00	6PCS

CCT — 3000K 4000K 5000K 5700K

Finish — White Black



AL17/-F Batten



Upshine IP65 weatherproof batten which available in 21W & 42W with size of 600mm and 1200mm. Featuring high grade polycarbonate diffuser and housing, they are suitable for commercial and industrial use where moisture or dust is prevalent.

- ▶ 110° IP65 IP20
- ▶ AC 100-240V AC 100-277V PF≥0.9 CRI≥80
- ▶ SAA RoHS CE

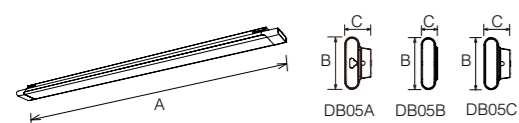
Code	Watt	Size(AxBxCmm)	Lumen(±5%)	N.W/pc(kgs)	Q'ty/CTN
AL17-600-21W	21W	600x75x24	1950lm	0.35	25PCS
AL17-900-32W	32W	900x75x24	2850lm	0.51	25PCS
AL17-1210-42W	42W	1210x75x24	3820lm	0.67	20PCS
AL17F-600-21W	21W	600x78x28	1760lm	0.45	25PCS
AL17F-1210-42W	42W	1210x78x28	3570lm	0.75	25PCS

CCT — 3000K 4000K 5000K 5700K

Finish — White Black



DB05 Batten



Elegant design, low cost, super slim construction and superior capability, aluminum profile body for good thermal dissipate. Easy installation provided with surface mounted and suspended.

- ▶ 120°
- ▶ IP20
- ▶ DIM
- ▶ AC 100-240V
- ▶ AC 200-240V
- ▶ PF ≥ 0.9
- ▶ CRI ≥ 80
- ▶ SAA
- ▶ RoHS
- ▶ CE

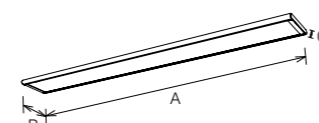
Code	Watt	Size(AxBxCmm)	Lumen(±5%)	N.W/pc(kgs)	Q'ty/CTN
DB05A/C-600-20W	20W	600X90X46	1710lm	0.86	12PCS
DB05A/C-900-30W	30W	900X90X46	2630lm	1.30	12PCS
DB05A/C-1200-40W	40W	1200X90X46	3540lm	1.98	12PCS
DB05B-600-20W	20W	600X90X28	1710lm	0.82	20PCS
DB05B-900-30W	30W	900X90X28	2630lm	0.95	12PCS
DB05B-1200-40W	40W	1200X90X28	3540lm	1.50	12PCS

CCT — 3000K 4000K 5000K 5700K

Finish — White Black



DB15B Batten



DB15B suspending led batten light designed with 270° wide beam angle. Distribute 60% lumens downwards to satisfying the basic requirement for activities and 40% lumens upwards to creating a brilliant lighting atmosphere.
Code Watt Size (AxBxCmm)

- ▶ 110°
- ▶ IP20
- ▶ DIM
- ▶ AC 200-240V
- ▶ PF ≥ 0.9
- ▶ CRI ≥ 80
- ▶ RoHS
- ▶ CE

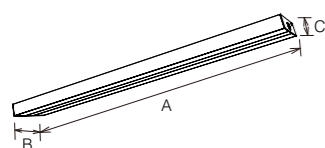
Code	Watt	Size(AxBxCmm)	Lumen(±5%)	N.W/pc(kgs)	Q'ty/CTN
DB15B-600-20W	20W	600x148x17	1400lm	1.60	6PCS
DB15B-900-30W	30W	900x148x17	2250lm	1.90	6PCS
DB15B-1200-45W	45W	1200x148x17	2790lm	2.30	6PCS

CCT — 3000K 4000K 5000K 5700K

Finish — White Black



DB104 Linear light




This linear fixture is a splicing design. Adopt high lumen SMD LED light source and high light transmittance PC cover. Easy installation and maintenance with high cost performance, 1200mm and 1500mm size optional. UGR<19 with low glare. Function: CCT Changeable, 0-10v dimmable, DALI dimmable.

- ▶
- ▶
- ▶
- ▶

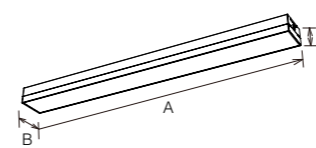
Code	Watt	Size(AxBxCmm)	Lumen(±5%)	N.W/pc(kgs)	Q'ty/CTN
DB104A-1200-40W-DAP2	40W	1200x200x50	4600lm	4.30	4PCS
DB104A-1200-40W-DOP2	40W	1200x200x50	4600lm	4.30	4PCS
DB104A-1200-40W-DA	40W	1200x200x50	4600lm	4.30	4PCS
DB104A-1500-60W-DAP2	60W	1500x200x50	6900lm	5.40	2PCS
DB104A-1500-60W-DOP2	60W	1500x200x50	6900lm	5.40	2PCS
DB104A-1500-60W-DO	60W	1500x200x50	6900lm	5.40	2PCS

CCT ——— 3000K ——— 4000K ——— 5700K

Finish ——— White Black



DB105 Linear light



DB105A is a newly seamless splicing batten design, which adopts high lumen SMD reaching 120lm/W, prism lamp shade to offer a uniform light output and flicker free driver inside. Interchangeable CCT with slide switch is available. Surface mounted, pendant and splicing installation for options.

- ▶
- ▶
- ▶
- ▶

Code	Watt	Size(AxBxCmm)	Lumen(±5%)	N.W/pc(kgs)	Q'ty/CTN
DB105A-600-24W-C3	24W	600x120x70	3000lm	1.26	12PCS
DB105A-1200-38W-C3	38W	1200x120x70	5000lm	2.35	6PCS
DB105A-1500-55W-C3	55W	1500x120x70	7000lm	2.88	4PCS

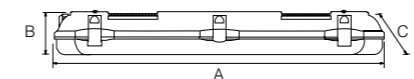
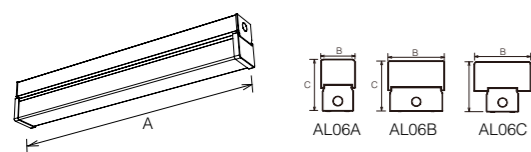
CCT ——— 3000K ——— 4000K ——— 5700K

Finish ——— White Black



AL06 Batten

TRP03 Batten



AA12 prismatic diffuser for visual comfort. Cover plate held securely by threaded nut for fast installation. High quality white epoxy powder coated finish. New plastic snap-on end caps for easy installation of diffuser.

Traditional tube replacement TRP03 with high transparency, soft&uniform light distribution; latch design make the lampshade dis-assembly and assembly easier. Dust-proof waterproof rating as IP65. Anti-corrosion, shock resistance, easy cleaning, energy saving and environmental protection. Brand Tridonic driver available.

- ▶ 120°
- ▶
- ▶
- ▶

- ▶ 120°
- ▶
- ▶
- ▶

Code	Watt	Size(AxBxCmm)	Lumen(±5%)	N.W/pc(kgs)	Q'ty/CTN
AL06-9W-A	9W	624X69X105	800lm	1.20	12PCS
AL06-18W-A	18W	1232X69X105	1630lm	2.40	8PCS
AL06-25W-A	25W	1535X69X105	2120lm	3.00	6PCS
AL06-18W-B/C	18W	624X120X108	1630lm	1.80	8PCS
AL06-36W-B/C	36W	1232X120X108	3250lm	3.60	4PCS
AL06-50W-B/C	50W	1535X120X108	4300lm	4.50	4PCS

Code	Watt	Size(AxBxCmm)	Lumen(±5%)	N.W/pc(kgs)	Q'ty/CTN
TRP03-600-10W Single	10W	660x90x90	100/130 LM/W	0.90	12PCS
TRP03-600-19W/E Twin	19W	664x140x90	100/130 LM/W	1.16/1.35	9PCS
TRP03-1200-19W Single	19W	1274x90x90	100/130 LM/W	1.62	9PCS
TRP03-1200-38W/E Twin	38W	1274x140x90	100/130 LM/W	2.26/2.60	6PCS
TRP03-1500-38W Single	38W	1574x90x90	100/130 LM/W	1.96	9PCS
TRP03-1500-57W/E Twin	57W	1574x140x90	100/130 LM/W	2.65/3.15	6PCS
TRP03-1800-38W Single	38W	1837x90x90	100/130 LM/W	2.29	6PCS
TRP03-1800-75W/E Twin	75W	1837x140x90	100/130 LM/W	3.09/3.95	4PCS

CCT 3000K 4000K 5000K 5700K

Finish White Black

CCT 3000K 4000K 5000K 5700K

Finish White